

SAFETY COMPLIANCE TESTING FOR FMVSS No. 218 MOTORCYCLE HELMETS

Brand: BELL

Model: MX-9 MIPS (MX-9 ADV MIPS)

Tested Size: L (59-60 cm)

To also include size (57-58 cm) with same shell and EPS liner size

Prepared For:

Zhejiang Vista Sports Good Co
Southeast Industrial Zone, Songmen Town
Wenling City, Zhejiang, China



26 March 2016

Final Report No.: 540.0013.003

Tested By:

Taicang ACT Sporting Goods Testing Co., Ltd.

No. 35 Zhenghe Road,
Ludu Town, Taicang City, Suzhou,
Jiangsu Province, China 215412
www.act-lab.com

This document shall not be reproduced except in full without written approval from ACT Lab LLC.



This laboratory is accredited in accordance with the recognized International Standard ISO/IEC 17025:2005. This accreditation demonstrates technical competence for a defined scope and the operation of a laboratory quality management system (refer joint ISO-ILAC-IAF Communiqué dated January 2009.) The Joint Communiqué is available on publications and resources page of the ILAC website at <http://www.ilac.org>. Accreditation listing and certificate can be found at <http://www.iasonline.org>.

Contract File No.: 540.0013

Test File: 003

T:\Templates\DOT Helmet Templates\Official DOT Report Template for ACT Taicang 17 July 2013.dot
Control Document Rev. 17 July 2013

Technician: Kidman Yu

Test Date: 26 March 2016

TABLE OF CONTENTS

Section I	Purpose of Compliance Test
Section II	Compliance Test Data Summary
Section III	Test Data
Appendix A	Interpretations or Deviations from FMVSS 218
Appendix B	Test Equipment and Calibration
Appendix C	Photographs

PURPOSE OF COMPLIANCE TEST

Purpose:

The purpose of this test was to determine if the motorcycle helmets supplied by:

Zhejiang Vista Sports Goods Co

met the requirements of

Federal Motor Vehicle Safety Standard No. 218: Motorcycle Helmets effective May 13, 2013.

All samples received were in good condition and appropriate for these tests.

Test Procedure:

This test was performed following TP-218-07 and ACT Lab Cadex Helmet Testing Manual 2.3.

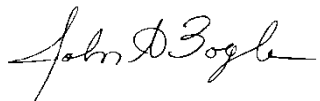
HELMET DATA

Helmet Brand Name	BELL						
Model Designation	MX-9 MIPS (MX-9 ADV MIPS)						
Manufacturer	Zhejiang Vista Sports Goods Co						
Helmet Size Label	L (59-60 cm)						
Test Headform size	Small		Medium	X	Large		
Helmet Positioning Index (HPI)	50 mm	Manufacturer supplied			ACT determined		X
Helmet Coverage	Partial		Full	Complete	X	Modular	
Shell Material	ABS+PC						
Liner Material	EPS						
Comfort Padding	Resilient Foam						
Buckle Description	Double D-Rings						

HELMET	A Ambient	B Low Temp	C High Temp	D Water Immersed	E Spare
Shell Color/Pattern	Black	Black	Black	Black	Black
Weight (grams)	1390	1390	1392	1390	1484
Month & Year of Manufacture	03/16	03/16	03/16	03/16	03/16

Other Standard Label(s) Present?	None	X	Yes, list	
----------------------------------	------	---	-----------	--

Reviewed by: John Bogler



COMMENTS:

1. This MX-9 MIPS L helmet met all FMVSS 218 requirements.
2. All helmets were received in undamaged condition and were appropriate for testing.
3. Weights listed above for helmets A-D are as tested with visor removed.
4. Weight for helmet E is complete with all components in place.

Contract File No.: 540.0013

Test File: 003

T:\Templates\DOT Helmet Templates\Official DOT Report Template for ACT Taicang 17 July 2013.dot

Control Document Rev. 17 July 2013

Technician: Kidman Yu

Test Date: 26 March 2016

SUMMARY OF TEST RESULTS

INDICATE P - Pass or F - Fail

HELMET	A	B	C	D	COMMENTS
TEST	AMBIENT	LOW TEMP	HIGH TEMP	WATER IMMERSED	
IMPACT	P	P	P	P	
PENETRATION	P	P	P	P	
RETENTION	P	P	P	P	

TEST	PASS	FAIL
PERIPHERAL VISION	P	
PROJECTIONS	P	
LABELING	P	

SELECTION OF APPROPRIATE HEADFORM

Paragraph S6.1 - If the helmet size designation falls into more than one of three size ranges, it shall be tested on each appropriate headform.

HELMET SIZE DESIGNATION	HEADFORM SIZE
Less than or equal to 6-3/4 (European Size 54)	SMALL
Greater than 6-3/4, but less than or equal to 7-1/2 (European Size 60)	MEDIUM
Greater than 7-1/2 (European 60)	LARGE

CONDITIONING FOR TESTING — Paragraph S6.4 — The protective headgear shall be conditioned for not less than 4 hours and no more than 24 hours, in the specified environmental condition shown below, prior to test.

Ambient Conditions	16°C to 26°C (61°F to 79°F); 30% to 70% Relative Humidity
Low Temperature	-15°C to -5°C (5°F to 23°F)
High Temperature	45°C to 55°C (113°F to 131°F)
Water Immersion	16°C to 26°C (61°F to 79°F)

The maximum time during which the protective headgear may be out of the conditioning environment shall not exceed 4 minutes. It must then be returned to the conditioned environment for a minimum of 3 minutes for each minute or portion of a minute in excess of 4 minutes out of the conditioning environment or 12 hours, whichever is less, prior to resumption of testing.

Ambient Temperature	Ambient Humidity:
22°C	57%

IMPACT ATTENUATION

Helmet ID	Condition	Impact #	Impact Location	Anvil	Drop Height (cm)	Velocity (m/sec)	Duration at 150G (ms)	Duration at 200G (ms)	Peak Acc. (g)	Pass/Fail
540.0013.003-A	Ambient	1	LF SIDE	FLAT	199.0	6.0692	2.95	0.00	159.4	Pass
540.0013.003-A	Ambient	2	LF SIDE	FLAT	199.0	6.0761	3.40	0.00	190.4	Pass
540.0013.003-A	Ambient	3	REAR	FLAT	199.0	6.0713	3.00	0.00	165.3	Pass
540.0013.003-A	Ambient	4	REAR	FLAT	199.0	6.0184	3.53	0.00	184.0	Pass
540.0013.003-A	Ambient	5	FRONT	HEMI	149.0	5.2344	0.00	0.00	94.4	Pass
540.0013.003-A	Ambient	6	FRONT	HEMI	149.0	5.2339	0.00	0.00	82.2	Pass
540.0013.003-A	Ambient	7	RT SIDE	HEMI	149.0	5.2665	0.00	0.00	105.8	Pass
540.0013.003-A	Ambient	8	RT SIDE	HEMI	149.0	5.2414	0.00	0.00	115.1	Pass
540.0013.003-B	Cold	1	LF SIDE	FLAT	199.0	6.0573	1.26	0.00	157.4	Pass
540.0013.003-B	Cold	2	LF SIDE	FLAT	199.0	6.0733	3.42	0.00	185.0	Pass
540.0013.003-B	Cold	3	REAR	FLAT	199.0	6.0785	3.13	0.00	171.7	Pass
540.0013.003-B	Cold	4	REAR	FLAT	199.0	6.0592	3.54	0.00	193.8	Pass
540.0013.003-B	Cold	5	FRONT	HEMI	149.0	5.2238	0.00	0.00	91.0	Pass
540.0013.003-B	Cold	6	FRONT	HEMI	149.0	5.2289	0.00	0.00	101.3	Pass
540.0013.003-B	Cold	7	RT SIDE	HEMI	149.0	5.2686	0.00	0.00	97.4	Pass
540.0013.003-B	Cold	8	RT SIDE	HEMI	149.0	5.2447	0.00	0.00	119.5	Pass
540.0013.003-C	Hot	1	LF SIDE	FLAT	199.0	6.0837	0.37	0.00	150.5	Pass
540.0013.003-C	Hot	2	LF SIDE	FLAT	199.0	6.0787	3.42	0.00	177.6	Pass
540.0013.003-C	Hot	3	REAR	FLAT	199.0	6.0476	2.56	0.00	158.4	Pass
540.0013.003-C	Hot	4	REAR	FLAT	199.0	6.0237	3.36	0.00	173.6	Pass
540.0013.003-C	Hot	5	FRONT	HEMI	149.0	5.2413	0.00	0.00	90.0	Pass
540.0013.003-C	Hot	6	FRONT	HEMI	149.0	5.2233	0.00	0.00	86.1	Pass
540.0013.003-C	Hot	7	RT SIDE	HEMI	149.0	5.2445	0.00	0.00	102.3	Pass
540.0013.003-C	Hot	8	RT SIDE	HEMI	149.0	5.2347	0.00	0.00	113.1	Pass
540.0013.003-D	Wet	1	LF SIDE	FLAT	199.0	6.0651	2.40	0.00	162.3	Pass
540.0013.003-D	Wet	2	LF SIDE	FLAT	199.0	6.0778	3.26	0.00	187.9	Pass
540.0013.003-D	Wet	3	REAR	FLAT	199.0	6.0329	2.25	0.00	159.4	Pass
540.0013.003-D	Wet	4	REAR	FLAT	199.0	6.0357	3.36	0.00	169.2	Pass
540.0013.003-D	Wet	5	FRONT	HEMI	149.0	5.2486	0.00	0.00	86.1	Pass
540.0013.003-D	Wet	6	FRONT	HEMI	149.0	5.2444	0.00	0.00	83.1	Pass
540.0013.003-D	Wet	7	RT SIDE	HEMI	149.0	5.2513	0.00	0.00	95.9	Pass
540.0013.003-D	Wet	8	RT SIDE	HEMI	149.0	5.2661	0.00	0.00	114.6	Pass

Contract File No.: 540.0013

Test File: 003

T:\Templates\DOT Helmet Templates\Official DOT Report Template for ACT Taicang 17 July 2013.dot

Control Document Rev. 17 July 2013

Technician: Kidman Yu

Test Date: 26 March 2016

PENETRATION

Paragraph S5.2 and S7.2

WEIGHT OF STRIKER: 2.95 to 3.06 kg (6 pounds, 8 ounces to 6 pounds, 12 ounces)

POINT OF STRIKER: Radius = 0.5 ± 0.1 mm (0.02 ± 0.004 in.), included angle of $60^\circ \pm 0.5^\circ$, hardness minimum of 60 Rockwell "C" Scale and a cone height of not less than 3.8 ± 0.038 cm (1.5 ± 0.015 in.).

HEIGHT OF FALL: 300 cm ± 1.5 cm, measured from the tip of the striker point to the outer surface of the mounted protective headgear.

FAILURE CRITERION: When tested, the protective headgear shall be failed if the penetrator has made an indentation in the headform.

TEST	HELMET	TEST LOCATION	PASS	FAIL	CONDITIONS
1	A	Crown	PASS		AMBIENT
2	A	Right Rear	PASS		AMBIENT
3	B	Crown	PASS		LOW TEMPERATURE
4	B	Right Rear	PASS		LOW TEMPERATURE
5	C	Crown	PASS		HIGH TEMPERATURE
6	C	Right Rear	PASS		HIGH TEMPERATURE
7	D	Crown	PASS		IMMERSED
8	D	Right Rear	PASS		IMMERSED

RETENTION SYSTEM

Paragraph S5.3 and S7.3

REQUIREMENTS:

READING	APPLIED LOAD
INITIAL	22.68 kg, + 4.54 kg, - 0 kg (50.0 Lbs, + 10 Lbs, - 0 Lbs)
FINAL	136 kg, + 0 kg, - 2.3 kg (300.0 Lbs, + 0 Lbs, - 5 Lbs)

ELONGATION NOT TO EXCEED 2.5 cm (1.0 INCH) AFTER LOAD INCREASE

HELMET	CONDITIONS	ELONGATION (cm)
A	AMBIENT	1.7
B	LOW TEMPERATURE	1.7
C	HIGH TEMPERATURE	1.7
D	WATER IMMERSED	1.7

PERIPHERAL VISION - Paragraph S5.4 - Helmet shall provide a minimum peripheral vision of 105° to each side of the midsagittal plane. The brow opening shall be at least 2.54 cm (1 inch) above all points in the basic plane that are within the angles of peripheral vision.

	REQUIREMENTS	TEST RESULTS
DEGREE EACH SIDE M.S. PLANE	> 105°	Pass: > 105°
BROW OPENING	> 2.5 cm (1 inch)	Pass: >2.5 cm at 105°

PROJECTIONS

Paragraph S5.5

REQUIREMENTS:

PROJECTION	REQUIREMENT
Internal rigid	None
External rigid	Operational, shall not protrude more than 5 mm

TEST RESULTS:

PROJECTION	PRESENT?	HEIGHT (mm)
Internal	None	Not Applicable
External	Front Vent (Non-rigid)	4 mm

LABELING

S5.6.1 *Labeling* - Each helmet shall be permanently and legibly labeled, in a manner such that the label(s) can be easily read without removing padding or any other permanent part, with the following:

Required Information	Pass/Fail	Permanent
Manufacturer's name or identification	Pass	Pass
Discrete size	Pass	Pass
Month and year of manufacture	Pass	Pass
Instructions to the purchaser as follows:	-----	-----
“Shell and liner constructed of (identify type(s) of materials).”	Pass	Pass
“Helmet can be seriously damaged by some common substances without damage being visible to the user.”	Pass	Pass
“Apply only the following: (Recommended cleaning agents, paints, adhesives, etc., as appropriate.”	Pass	Pass
“Make no modifications.”	Pass	Pass
“Fasten helmet securely.”	Pass	Pass
“If helmet experiences a severe blow, return it to the manufacturer for inspection, or destroy it and replace it.”	Pass	Pass

COMMENTS: Labels were determined to be both easily read and permanent based on the TP-218-07, Section 12.5.4.

LABELING

S5.6.2 Certification. Each helmet shall be labeled permanently and legibly with a label, constituting the manufacturer's certification that the helmet conforms to the applicable Federal motor vehicle safety standards, that is separate from the label(s) used to comply with S5.6.1, and complies with paragraphs (a) through (c) of this section.

(a) Content, format, and appearance. The label required by paragraph S5.6.2 shall have the following content, format, and appearance:

Required Certification Information	Pass/Fail	Permanent
The symbol "DOT," horizontally centered on the label, in letters not less than 0.38 inch (1.0 cm) high.	Pass	Pass
The term "FMVSS No. 218," horizontally centered beneath the symbol DOT, in letters not less than 0.09 inches (0.23 cm) high.	Pass	
The word "CERTIFIED," horizontally centered beneath the term "FMVSS No. 218," in letters not less than 0.09 inches (0.23 cm) high.	Pass	
The precise model designation horizontally centered above the symbol DOT, in letters and/or numerals not less than 0.09 inch (0.23 cm) high.	Pass	
The manufacturer's name and/or brand, horizontally centered above the model designation, in letters and/or numerals not less than 0.09 inch (0.23 cm) high.	Pass	
All symbols, letters and numerals shall be in a color that contrasts with the background of the label.	Pass	
No information, other than the information specified in subparagraph (a), shall appear on the label.	Pass	
The label shall appear on the outer surface of the helmet and be placed so that it is centered laterally with the horizontal centerline of the DOT symbol located a minimum of 1 inch (2.5 cm) and a maximum of 3 inches (7.6 cm) from the bottom edge of the posterior portion of the helmet.	Pass	

COMMENTS: Labels were determined to be both easily read and permanent based on the TP-218-07, Section 12.5.4.

TEST DATA

Contract File No.: 540.0013

Test File: 003

T:\Templates\DOT Helmet Templates\Official DOT Report Template for ACT Taicang 17 July 2013.dot
Control Document Rev. 17 July 2013

Technician: Kidman Yu

Test Date: 26 March 2016

Uni-Axial Calibration

Helmet Manufacturer : Vista

Address :

Testing Laboratory : Taicang ACT Lab

Address : No.35 Zhenghe Road, Ludu Town,
Taicang City, Suzhou, Jiangsu Province,
China 215412

Laboratory Technician name : Edward

M.E.P. Pad Model : 1 MEP

Laboratory Temperature : 22 deg C

Laboratory Humidity : 57 %

Selected Filter Frequency : 1000 Hz

Acc. sensitivity (axis Z) : 9.93 mV/G

Acc. sensitivity (axis X) : 10.33 mV/G

Acc. sensitivity (axis Y) : 10.32 mV/G

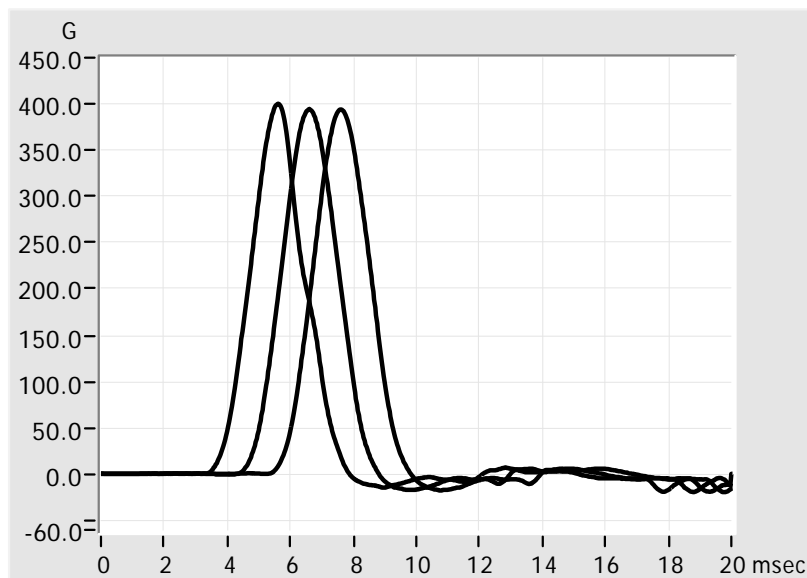
Drop Device : Spherical Impactor (Uni-Axial)

Drop mass assembly : 5.000 kg

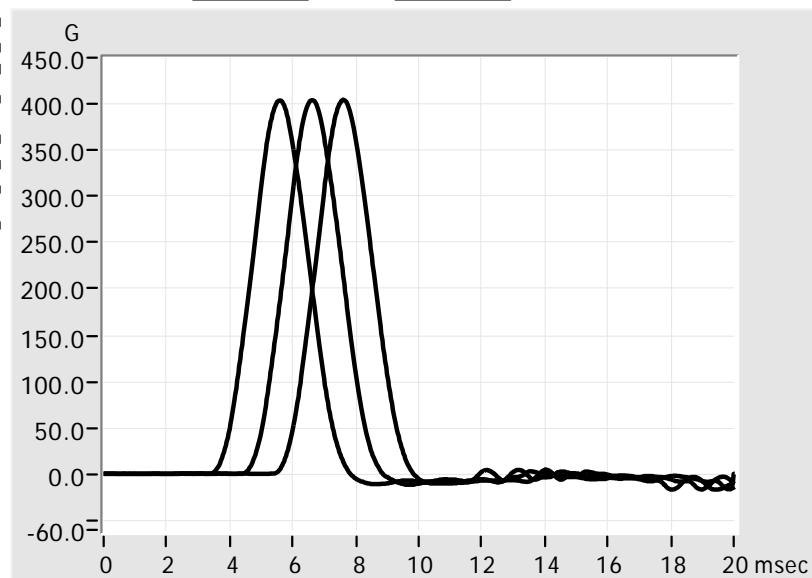
Time gate flag height : 25.60 mm

Calibration peak : 400.0 G +/- 20.00 G

Pre-Test



Post-Test



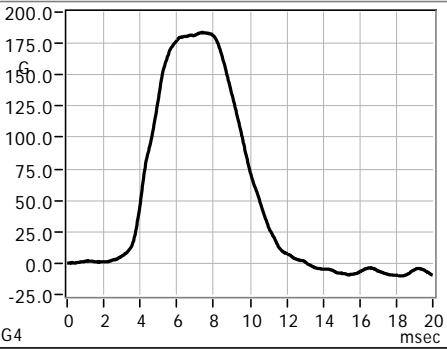
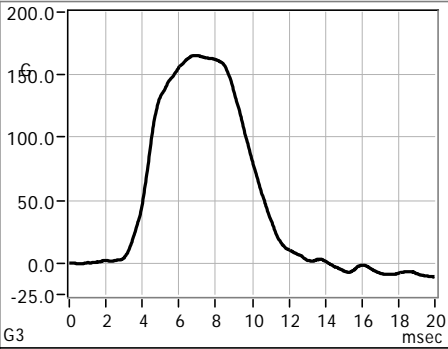
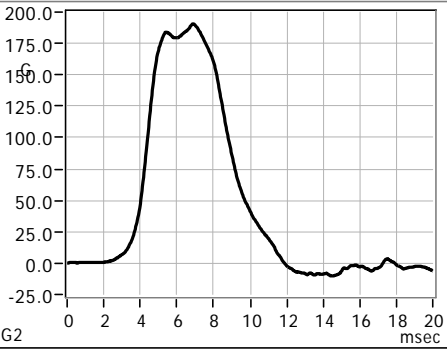
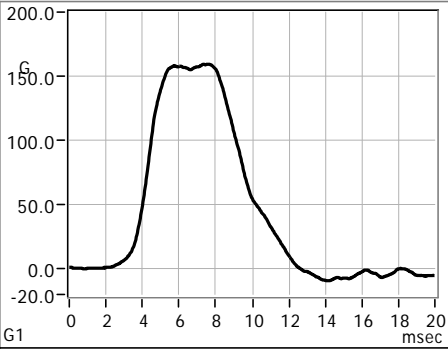
	Impact #	Peak Acc. (G)	Velocity IN (m/sec)	Drop Height (cm)	Delta T 150G (msec)	Delta T 200G (msec)	Position	Test Date	Test Time	Friction (%)	PASS or FAIL
Pre-Test	1	400.0	4.4026	106.0	2.34	1.85	0/0	2016-03-26	08:22:02	3.0	Pass
	2	394.2	4.4098	106.0	2.35	1.97	0/0	2016-03-26	08:23:04	2.8	Pass
	3	393.7	4.4202	106.0	2.34	1.98	0/0	2016-03-26	08:24:05	2.6	Pass
Post-Test	1	403.4	4.3865	106.0	2.37	2.00	0/0	2016-03-26	12:33:16	3.3	Pass
	2	403.8	4.3892	106.0	2.38	2.01	0/0	2016-03-26	12:34:17	3.3	Pass
	3	404.3	4.4048	106.0	2.38	2.01	0/0	2016-03-26	12:35:17	2.9	Pass

Impact Uni-Axial

Helmet Manufacturer : Vista
Address :

Testing Laboratory : Taicang ACT Lab
Address : No.35 Zhenghe Road, Ludu Town,
Taicang City, Suzhou, Jiangsu
Province, China 215412

Laboratory Technician name : Edward
Batch Number :
Ref. P.O. Number :



Model : MX-9 MIPS
Color : Black
Size : L
Weight : 1390.00 g
Manufacturing Date : 26 Mar 2016
Standard Request : FMVSS218
Identification Code : 540.0013.003-A
Headform Model : D.O.T.
Headform Size : C D.O.T
Conditioning : Ambient
Laboratory Temperature : 22 deg C
Laboratory Humidity : 57 %
Selected Filter Frequency : 1650 Hz
Maximum Peak G's authorized : 400 G
Maximum Peak m/s² authorized : 3923 m/s²
Drop mass assembly : 5.000 kg
Time gate flag height : 25.60 mm
Acc. sensibility (axis Z) : 9.93

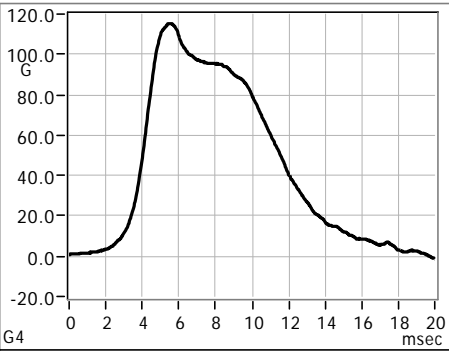
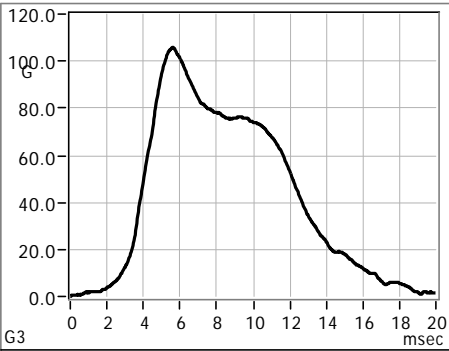
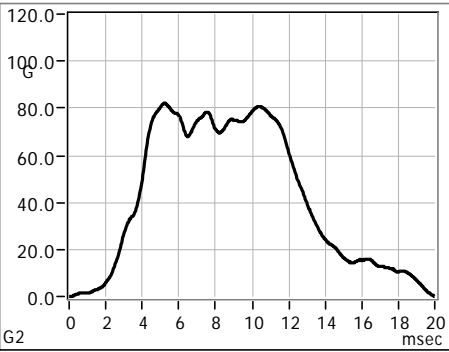
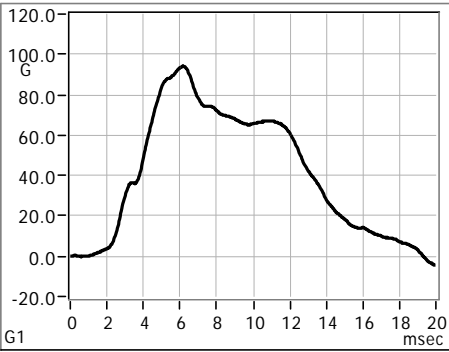
Impact #	Peak Acc. (G)	Velocity IN (m/sec)	Drop Height (cm)	Anvil type	Delta T 150G (msec)	Delta T 200G (msec)	Position	Test Date	Test Time	Friction (%)	PASS or FAIL
1	159.4	6.0692	199.0	FLAT	2.95	0.00	LF SIDE	2016-03-26	09:39:37	2.9	Pass
2	190.4	6.0761	199.0	FLAT	3.40	0.00	LF SIDE	2016-03-26	09:39:48	2.7	Pass
3	165.3	6.0713	199.0	FLAT	3.00	0.00	REAR	2016-03-26	09:44:25	2.8	Pass
4	184.0	6.0184	199.0	FLAT	3.53	0.00	REAR	2016-03-26	09:44:34	3.7	Pass

Impact Uni-Axial

Helmet Manufacturer : Vista
Address :

Testing Laboratory : Taicang ACT Lab
Address : No.35 Zhenghe Road, Ludu Town,
Taicang City, Suzhou, Jiangsu
Province, China 215412

Laboratory Technician name : Edward
Batch Number :
Ref. P.O. Number :



Model : MX-9 MIPS
Color : Black
Size : L
Weight : 1390.00 g
Manufacturing Date : 26 Mar 2016
Standard Request : FMVSS218
Identification Code : 540.0013.003-A
Headform Model : D.O.T.
Headform Size : C D.O.T
Conditioning : Ambient
Laboratory Temperature : 22 deg C
Laboratory Humidity : 57 %
Selected Filter Frequency : 1650 Hz
Maximum Peak G's authorized : 400 G
Maximum Peak m/s² authorized : 3923 m/s²
Drop mass assembly : 5.000 kg
Time gate flag height : 25.60 mm
Acc. sensibility (axis Z) : 9.93

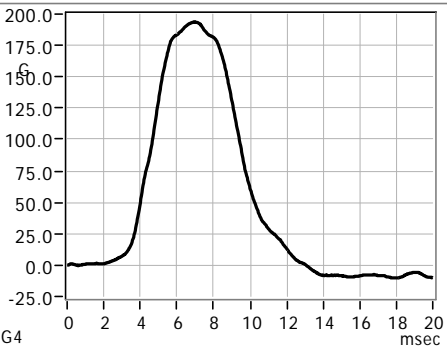
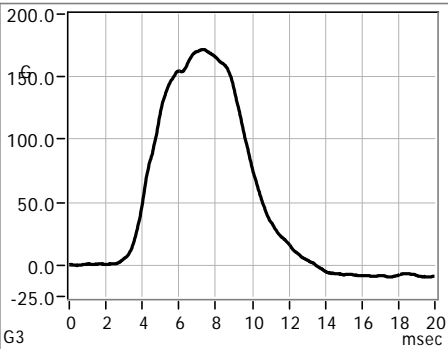
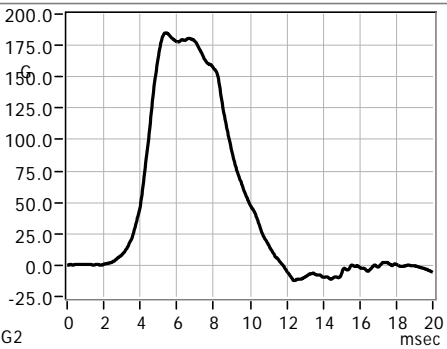
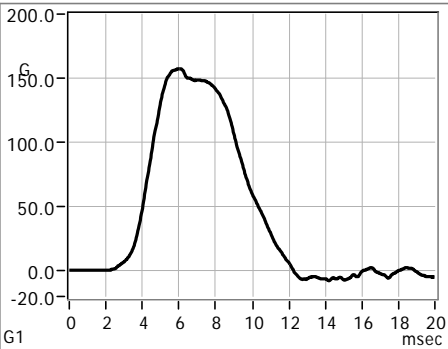
Impact #	Peak Acc. (G)	Velocity IN (m/sec)	Drop Height (cm)	Anvil type	Delta T 150G (msec)	Delta T 200G (msec)	Position	Test Date	Test Time	Friction (%)	PASS or FAIL
5	94.4	5.2344	149.0	HEMI	0.00	0.00	FRONT	2016-03-26	09:50:30	3.2	Pass
6	82.2	5.2339	149.0	HEMI	0.00	0.00	FRONT	2016-03-26	09:50:39	3.2	Pass
7	105.8	5.2665	149.0	HEMI	0.00	0.00	RT SIDE	2016-03-26	09:55:18	2.6	Pass
8	115.1	5.2414	149.0	HEMI	0.00	0.00	RT SIDE	2016-03-26	09:55:27	3.0	Pass

Impact Uni-Axial

Helmet Manufacturer : Vista
Address :

Testing Laboratory : Taicang ACT Lab
Address : No.35 Zhenghe Road, Ludu Town,
Taicang City, Suzhou, Jiangsu
Province, China 215412

Laboratory Technician name : Edward
Batch Number :
Ref. P.O. Number :



Model : MX-9 MIPS
Color : Black
Size : L
Weight : 1390.00 g
Manufacturing Date : 26 Mar 2016
Standard Request : FMVSS218
Identification Code : 540.0013.003-B
Headform Model : D.O.T.
Headform Size : C D.O.T
Conditioning : Cold
Laboratory Temperature : 22 deg C
Laboratory Humidity : 57 %
Selected Filter Frequency : 1650 Hz
Maximum Peak G's authorized : 400 G
Maximum Peak m/s² authorized : 3923 m/s²
Drop mass assembly : 5.000 kg
Time gate flag height : 25.60 mm
Acc. sensibility (axis Z) : 9.93

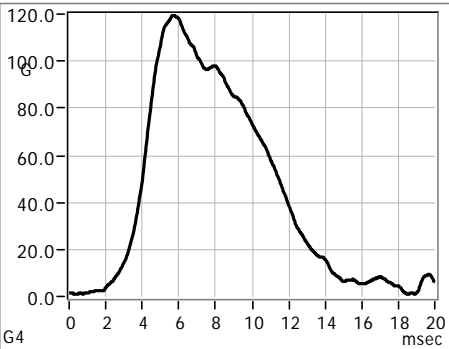
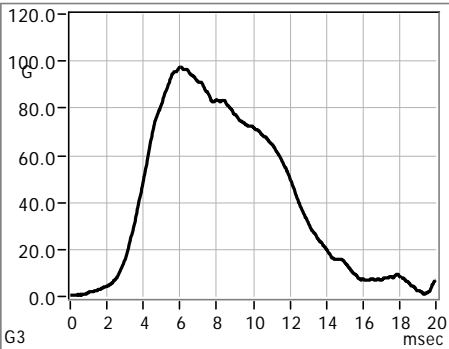
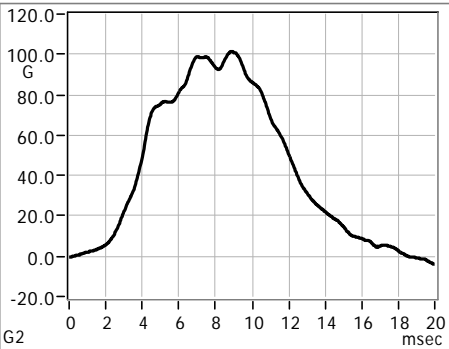
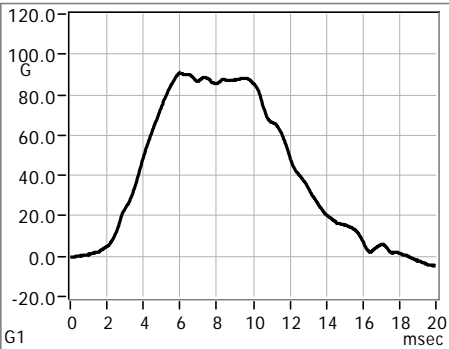
Impact #	Peak Acc. (G)	Velocity IN (m/sec)	Drop Height (cm)	Anvil type	Delta T 150G (msec)	Delta T 200G (msec)	Position	Test Date	Test Time	Friction (%)	PASS or FAIL
1	157.4	6.0573	199.0	FLAT	1.26	0.00	LF SIDE	2016-03-26	09:40:43	3.0	Pass
2	185.0	6.0733	199.0	FLAT	3.42	0.00	LF SIDE	2016-03-26	09:40:54	2.8	Pass
3	171.7	6.0785	199.0	FLAT	3.13	0.00	REAR	2016-03-26	09:45:37	2.7	Pass
4	193.8	6.0592	199.0	FLAT	3.54	0.00	REAR	2016-03-26	09:45:46	3.0	Pass

Impact Uni-Axial

Helmet Manufacturer : Vista
Address :

Testing Laboratory : Taicang ACT Lab
Address : No.35 Zhenghe Road, Ludu Town,
Taicang City, Suzhou, Jiangsu
Province, China 215412

Laboratory Technician name : Edward
Batch Number :
Ref. P.O. Number :



Model : MX-9 MIPS
Color : Black
Size : L
Weight : 1390.00 g
Manufacturing Date : 26 Mar 2016
Standard Request : FMVSS218
Identification Code : 540.0013.003-B
Headform Model : D.O.T.
Headform Size : C D.O.T
Conditioning : Cold
Laboratory Temperature : 22 deg C
Laboratory Humidity : 57 %
Selected Filter Frequency : 1650 Hz
Maximum Peak G's authorized : 400 G
Maximum Peak m/s² authorized : 3923 m/s²
Drop mass assembly : 5.000 kg
Time gate flag height : 25.60 mm
Acc. sensibility (axis Z) : 9.93

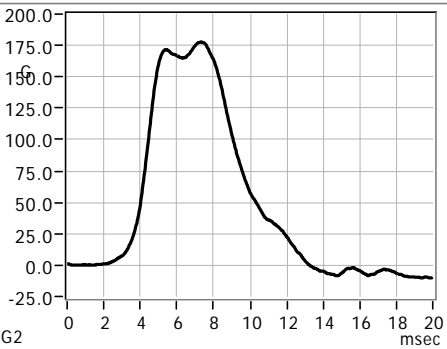
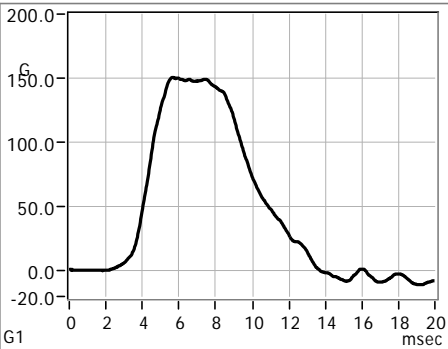
Impact #	Peak Acc. (G)	Velocity IN (m/sec)	Drop Height (cm)	Anvil type	Delta T 150G (msec)	Delta T 200G (msec)	Position	Test Date	Test Time	Friction (%)	PASS or FAIL
5	91.0	5.2238	149.0	HEMI	0.00	0.00	FRONT	2016-03-26	09:52:22	3.4	Pass
6	101.3	5.2289	149.0	HEMI	0.00	0.00	FRONT	2016-03-26	09:52:31	3.3	Pass
7	97.4	5.2686	149.0	HEMI	0.00	0.00	RT SIDE	2016-03-26	09:59:14	2.5	Pass
8	119.5	5.2447	149.0	HEMI	0.00	0.00	RT SIDE	2016-03-26	09:59:22	3.0	Pass

Impact Uni-Axial

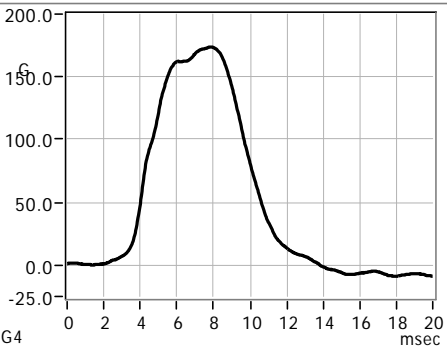
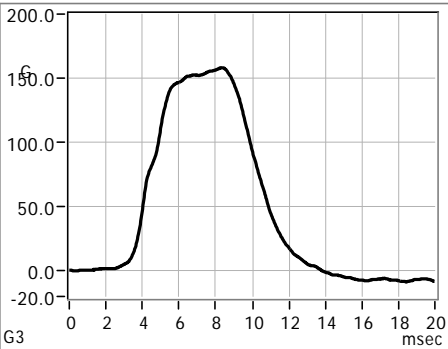
Helmet Manufacturer : Vista
Address :

Testing Laboratory : Taicang ACT Lab
Address : No.35 Zhenghe Road, Ludu Town,
Taicang City, Suzhou, Jiangsu
Province, China 215412

Laboratory Technician name : Edward
Batch Number :
Ref. P.O. Number :



Model : MX-9 MIPS
Color : Black
Size : L
Weight : 1392.00 g
Manufacturing Date : 26 Mar 2016
Standard Request : FMVSS218
Identification Code : 540.0013.003-C
Headform Model : D.O.T.
Headform Size : C D.O.T
Conditioning : Hot
Laboratory Temperature : 22 deg C
Laboratory Humidity : 57 %
Selected Filter Frequency : 1650 Hz
Maximum Peak G's authorized : 400 G
Maximum Peak m/s² authorized : 3923 m/s²
Drop mass assembly : 5.000 kg
Time gate flag height : 25.60 mm
Acc. sensibility (axis Z) : 9.93



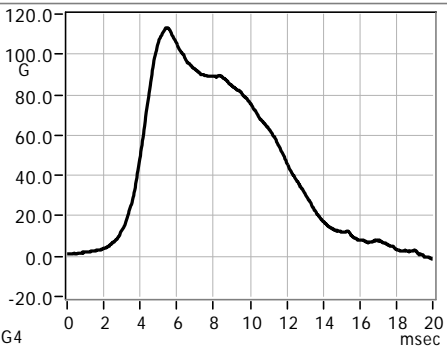
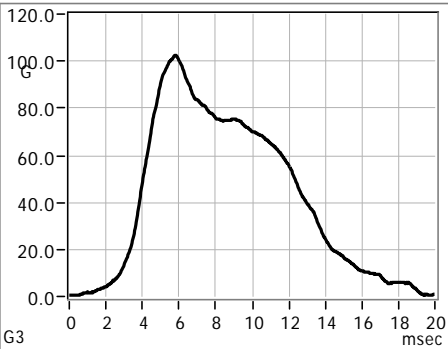
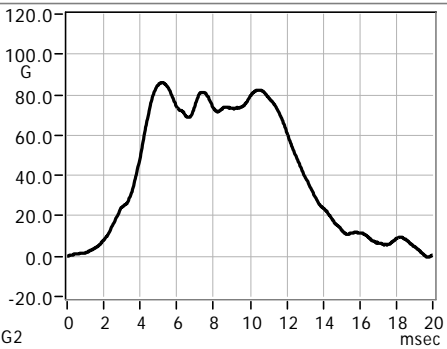
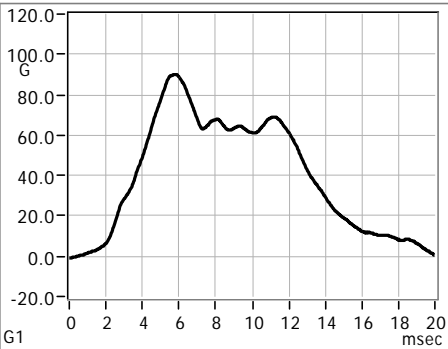
Impact #	Peak Acc. (G)	Velocity IN (m/sec)	Drop Height (cm)	Anvil type	Delta T 150G (msec)	Delta T 200G (msec)	Position	Test Date	Test Time	Friction (%)	PASS or FAIL
1	150.5	6.0837	199.0	FLAT	0.37	0.00	LF SIDE	2016-03-26	09:41:37	2.6	Pass
2	177.6	6.0787	199.0	FLAT	3.42	0.00	LF SIDE	2016-03-26	09:41:49	2.7	Pass
3	158.4	6.0476	199.0	FLAT	2.56	0.00	REAR	2016-03-26	09:46:15	3.2	Pass
4	173.6	6.0237	199.0	FLAT	3.36	0.00	REAR	2016-03-26	09:46:24	3.6	Pass

Impact Uni-Axial

Helmet Manufacturer : Vista
Address :

Testing Laboratory : Taicang ACT Lab
Address : No.35 Zhenghe Road, Ludu Town,
Taicang City, Suzhou, Jiangsu
Province, China 215412

Laboratory Technician name : Edward
Batch Number :
Ref. P.O. Number :



Model : MX-9 MIPS
Color : Black
Size : L
Weight : 1392.00 g
Manufacturing Date : 26 Mar 2016
Standard Request : FMVSS218
Identification Code : 540.0013.003-C
Headform Model : D.O.T.
Headform Size : C D.O.T
Conditioning : Hot
Laboratory Temperature : 22 deg C
Laboratory Humidity : 57 %
Selected Filter Frequency : 1650 Hz
Maximum Peak G's authorized : 400 G
Maximum Peak m/s² authorized : 3923 m/s²
Drop mass assembly : 5.000 kg
Time gate flag height : 25.60 mm
Acc. sensibility (axis Z) : 9.93

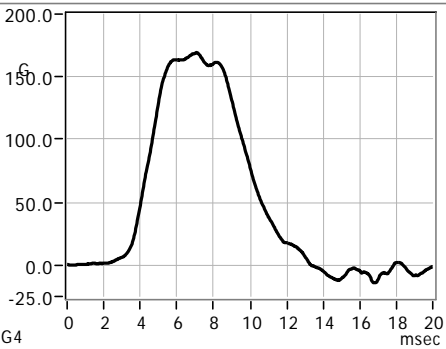
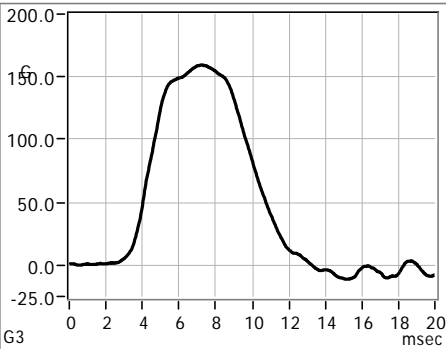
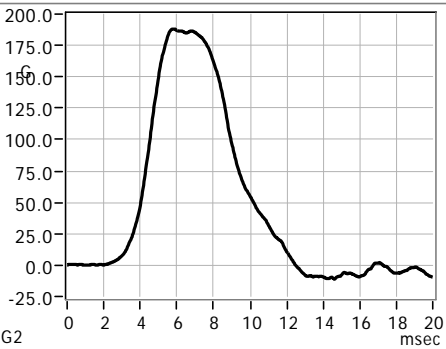
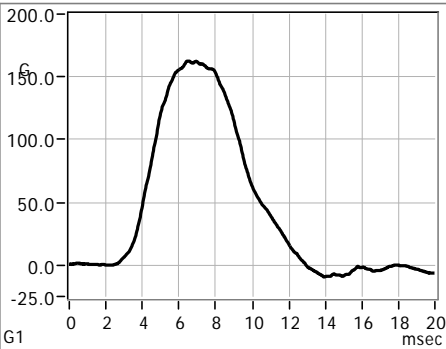
Impact #	Peak Acc. (G)	Velocity IN (m/sec)	Drop Height (cm)	Anvil type	Delta T 150G (msec)	Delta T 200G (msec)	Position	Test Date	Test Time	Friction (%)	PASS or FAIL
5	90.0	5.2413	149.0	HEMI	0.00	0.00	FRONT	2016-03-26	09:53:08	3.0	Pass
6	86.1	5.2233	149.0	HEMI	0.00	0.00	FRONT	2016-03-26	09:53:18	3.4	Pass
7	102.3	5.2445	149.0	HEMI	0.00	0.00	RT SIDE	2016-03-26	10:00:30	3.0	Pass
8	113.1	5.2347	149.0	HEMI	0.00	0.00	RT SIDE	2016-03-26	10:00:50	3.2	Pass

Impact Uni-Axial

Helmet Manufacturer : Vista
Address :

Testing Laboratory : Taicang ACT Lab
Address : No.35 Zhenghe Road, Ludu Town,
Taicang City, Suzhou, Jiangsu
Province, China 215412

Laboratory Technician name : Edward
Batch Number :
Ref. P.O. Number :



Model : MX-9 MIPS
Color : Black
Size : L
Weight : 1390.00 g
Manufacturing Date : 26 Mar 2016
Standard Request : FMVSS218
Identification Code : 540.0013.003-D
Headform Model : D.O.T.
Headform Size : C D.O.T
Conditioning : Wet
Laboratory Temperature : 22 deg C
Laboratory Humidity : 57 %
Selected Filter Frequency : 1650 Hz
Maximum Peak G's authorized : 400 G
Maximum Peak m/s² authorized : 3923 m/s²
Drop mass assembly : 5.000 kg
Time gate flag height : 25.60 mm
Acc. sensibility (axis Z) : 9.93

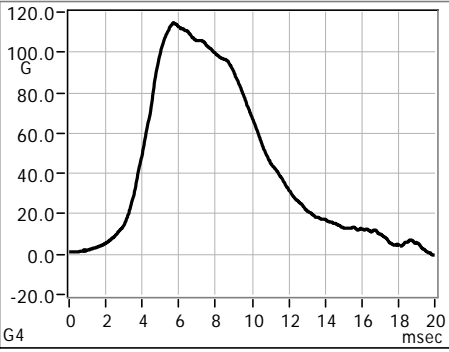
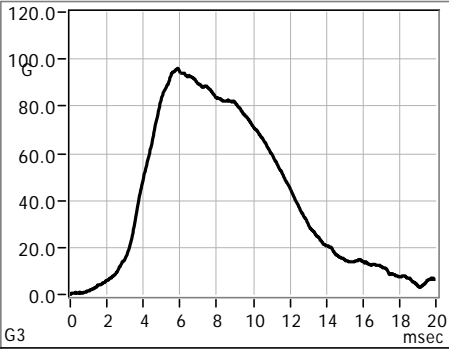
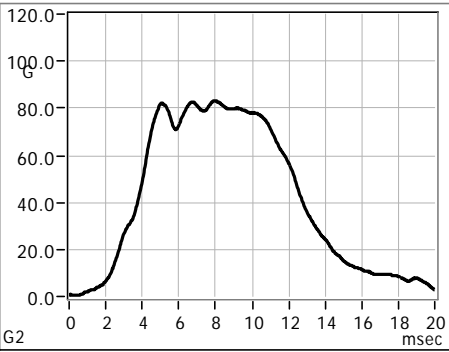
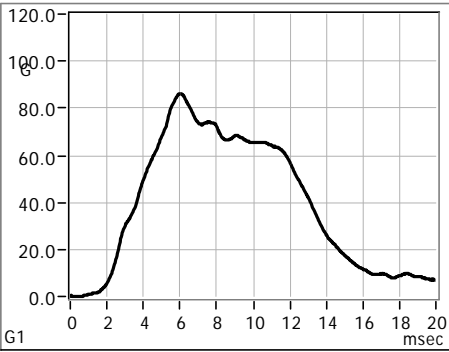
Impact #	Peak Acc. (G)	Velocity IN (m/sec)	Drop Height (cm)	Anvil type	Delta T 150G (msec)	Delta T 200G (msec)	Position	Test Date	Test Time	Friction (%)	PASS or FAIL
1	162.3	6.0651	199.0	FLAT	2.40	0.00	LF SIDE	2016-03-26	09:42:36	2.9	Pass
2	187.9	6.0778	199.0	FLAT	3.26	0.00	LF SIDE	2016-03-26	09:42:45	2.7	Pass
3	159.4	6.0329	199.0	FLAT	2.25	0.00	REAR	2016-03-26	09:45:02	3.4	Pass
4	169.2	6.0357	199.0	FLAT	3.36	0.00	REAR	2016-03-26	09:45:11	3.4	Pass

Impact Uni-Axial

Helmet Manufacturer : Vista
Address :

Testing Laboratory : Taicang ACT Lab
Address : No.35 Zhenghe Road, Ludu Town,
Taicang City, Suzhou, Jiangsu
Province, China 215412

Laboratory Technician name : Edward
Batch Number :
Ref. P.O. Number :



Model : MX-9 MIPS
Color : Black
Size : L
Weight : 1390.00 g
Manufacturing Date : 26 Mar 2016
Standard Request : FMVSS218
Identification Code : 540.0013.003-D
Headform Model : D.O.T.
Headform Size : C D.O.T
Conditioning : Wet
Laboratory Temperature : 22 deg C
Laboratory Humidity : 57 %
Selected Filter Frequency : 1650 Hz
Maximum Peak G's authorized : 400 G
Maximum Peak m/s² authorized : 3923 m/s²
Drop mass assembly : 5.000 kg
Time gate flag height : 25.60 mm
Acc. sensibility (axis Z) : 9.93

Impact #	Peak Acc. (G)	Velocity IN (m/sec)	Drop Height (cm)	Anvil type	Delta T 150G (msec)	Delta T 200G (msec)	Position	Test Date	Test Time	Friction (%)	PASS or FAIL
5	86.1	5.2486	149.0	HEMI	0.00	0.00	FRONT	2016-03-26	09:51:26	2.9	Pass
6	83.1	5.2444	149.0	HEMI	0.00	0.00	FRONT	2016-03-26	09:51:36	3.0	Pass
7	95.9	5.2513	149.0	HEMI	0.00	0.00	RT SIDE	2016-03-26	09:56:03	2.9	Pass
8	114.6	5.2661	149.0	HEMI	0.00	0.00	RT SIDE	2016-03-26	09:56:12	2.6	Pass

DOT Auto – Test results

Laboratory

Laboratory ACT Lab
 Technician Carry
 Temperature 22°C
 Humidity 57%

Sample

Model MX-9 MIPS
 Color Black
 Size L
 Weight 1390
 Manufacturer Vista
 Manuf. Date 03/16

Infos

Standard FMVSS No.218
 Comment 540.0013.003-A



Results

Test	Time Data D/M/Y h:ms	DL ?	Status	Tar1 (Kg)	Tar1 (S)	Tar2 (Kg)	Tar2 (S)	Delta(Del1 to Del2) (mm)	Pass/Fail			
Test#1	26/03/16 13:26:21	NO	Valid	22.7	30.0	136.1	120.0	17.1	Pass			

DOT Auto – Test results

Laboratory

Laboratory ACT Lab
 Technician Carry
 Temperature 22°C
 Humidity 57%

Sample

Model MX-9 MIPS
 Color Black
 Size L
 Weight 1390
 Manufacturer Vista
 Manuf. Date 03/16

Infos

Standard FMVSS No.218
 Comment 540.0013.003-B



Results

Test	Time Data D/M/Y h:ms	DL ?	Status	Tar1 (Kg)	Tar1 (S)	Tar2 (Kg)	Tar2 (S)	Delta(Del1 to Del2) (mm)	Pass/Fail			
Test#2	[26/03/16 13:32:30]	NO	Valid	22.7	30.0	136.1	120.0	17.2	Pass			

DOT Auto – Test results

Laboratory

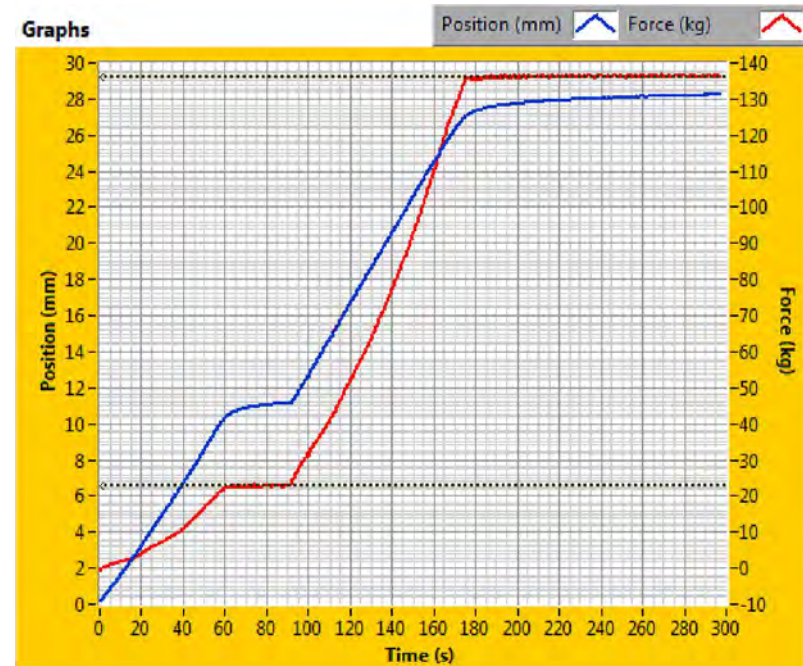
Laboratory ACT Lab
 Technician Carry
 Temperature 22°C
 Humidity 57%

Sample

Model MX-9 MIPS
 Color Black
 Size L
 Weight 1392
 Manufacturer Vista
 Manuf. Date 03/16

Infos

Standard FMVSS No.218
 Comment 540.0013.003-C



Results

Test	Time Data D/M/Y h:ms	DL ?	Status	Tar1 (Kg)	Tar1 (S)	Tar2 (Kg)	Tar2 (S)	Delta(Del1 to Del2) (mm)	Pass/Fail			
Test#3	26/03/16 13:40:10	NO	Valid	22.7	30.0	136.1	120.0	16.9	Pass			

DOT Auto – Test results

Laboratory

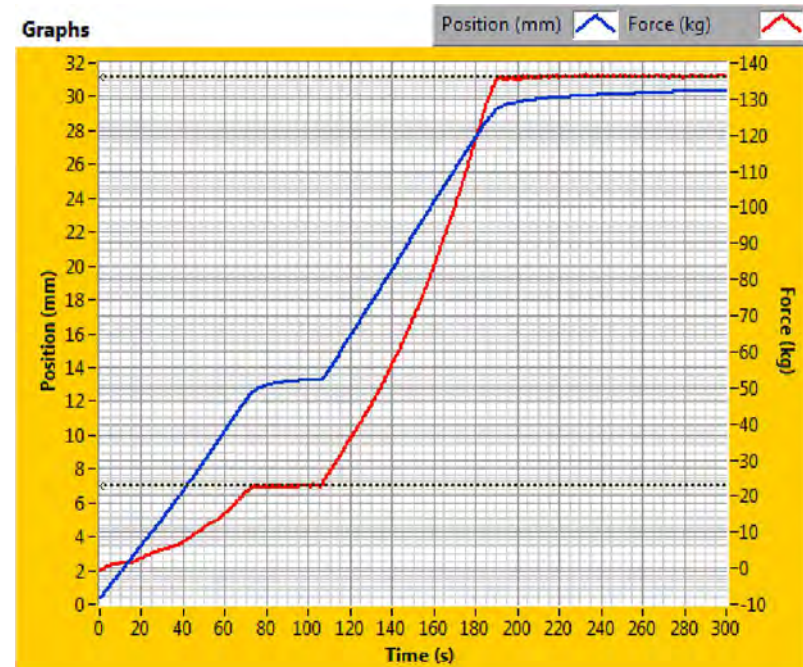
Laboratory ACT Lab
 Technician Carry
 Temperature 22°C
 Humidity 57%

Sample

Model MX-9 MIPS
 Color Black
 Size L
 Weight 1390
 Manufacturer Vista
 Manuf. Date 03/16

Infos

Standard FMVSS No.218
 Comment 540.0013.003-D



Results

Test	Time Data D/M/Y h:ms	DL ?	Status	Tar1 (Kg)	Tar1 (S)	Tar2 (Kg)	Tar2 (S)	Delta(Del1 to Del2) (mm)	Pass/Fail			
Test#4	[26/03/16 13:46:14]	NO	Valid	22.7	30.0	136.1	120.0	16.9	Pass			

APPENDIX A

INTERPRETATIONS OR DEVIATIONS FROM FMVSS 218

None

APPENDIX B

EQUIPMENT LIST AND CALIBRATION SCHEDULES

EQUIPMENT INFORMATION

General Information

Drop System: Monorail
Software: Cadex Impact Software v 6.4f

Item	Model	S/N
Computer	VD200PA#AB2	CNG9211DB1
Data Acquisition Board	187570H-01	13EC16A
Time Gate	Cadex	HVTG12009033-1
Control Box	PC4300	CCS120090331-1

Headforms

Item		Model	Assembly Wt., grams
Uni-Axial	Headform Size A DOT SMALL	Cadex	3454
Uni-Axial	Headform Size C DOT MEDIUM	Cadex	4941
Uni-Axial	Headform Size D DOT LARGE	Cadex	6071

Sensors

Item		Model	S/N
Uni-Axial	Accelerometer - axis Z (9.9260 mV/G)	2262A-1000	L14909

EQUIPMENT LIST AND CALIBRATION SCHEDULES

DOT Fixtures						
Label	Description	Manufacture	Model	S/N	Dimensional Check	Next
	Monorail	CadexInc	None	None	13 Sep 2015	13 Sep 2016
	Penetrator Tube	ACT Lab	None	None	13 Sep 2015	13 Sep 2016
	Penetrator Dart	CadexInc	ONE 7-10-7	None	13 Sep 2015	13 Sep 2016
	DOT Small Headform	CadexInc	None	5178	13 Sep 2015	13 Sep 2016
	DOT Medium Headform	CadexInc	None	5179	13 Sep 2015	13 Sep 2016
	DOT Large Headform	CadexInc	None	5199	13 Sep 2015	13 Sep 2016
	Reference Headform	CadexInc	None	5181	13 Sep 2015	13 Sep 2016
	Reference Headform	CadexInc	None	5182	13 Sep 2015	13 Sep 2016
	Reference Headform	CadexInc	None	5183	13 Sep 2015	13 Sep 2016
	MEP Pad	CadexInc	None	981220	13 Sep 2015	13 Sep 2016
	Anvil	CadexInc	Flat	None	13 Sep 2015	13 Sep 2016
	Anvil	CadexInc	Hemi	None	13 Sep 2015	13 Sep 2016
	High temp Cabinet	Shanghai Boxn	GZX-9240MBE	8285	13 Sep 2015	13 Sep 2016
	Low temp Cabinet	Haier	DW-25W300	BR062100NO OB29578VMO	13 Sep 2015	13 Sep 2016
	Water conditioning Container	None	None	None	13 Sep 2015	13 Sep 2016
	Retention Strength Tester	CadexInc	None	None	13 Sep 2015	13 Sep 2016
	Laser Level	CadexInc	None	None	13 Sep 2015	13 Sep 2016
	Computer	HP	DX2040	CNG9211DB1	13 Sep 2015	13 Sep 2016

Contract File No.: 540.0013

Test File: 003

T:\Templates\DOT Helmet Templates\Official DOT Report Template for ACT Taicang 17 July 2013.dot

Control Document Rev. 17 July 2013

Technician: Kidman Yu

Test Date: 26 March 2016

DOT Calibrated Measurement Equipment

Description	Manufacture	Model	S/N	Range	Accuracy from Cal Certs	Calibration			Maintenance	
						Last	Next	by	Last	Next
Velocity Gate Flag	CadexInc	None	None	25.6 mm	1.00 mm	13 Sep 2015	13 Sep 2016	ACT	13 Sep 2015	13 Sep 2016
Accelerometer	PCB	353B18	131607	2000 g		13 Sep 2015	13 Sep 2016	KSFY	13 Sep 2015	13 Sep 2016
Power Supply	Santak	MT100	None	-	2.71%	-	-	-	-	-
Charge Amplifier	Schaevitz	ATA2001	None	-		25 Nov 2015	25 Nov 2016	NIM	25 Nov 2015	25 Nov 2016
Control Center System	Cadex	Pc4300	None	-		-	-	-	-	-
Velocity Gate	CadexInc	None	HVTG120090 331-1	-	0.16 ms	31 Mar 2015	NA	CadexInc	31 Mar 2015	NA
Environmental Monitoring	Taiwan Taishi	1360A	090602605	-40 to +95C	2	13 Sep 2015	NA	KSFY	13 Sep 2015	NA
Scale	Henxin	ACS-6	0118223	0-6000 g	0.050 g	12 May 2015	12 May 2016	KSFY	12 May 2015	12 May 2016
Loadcell	CadexInc	9363-b10-300-20T1R	None	300 lbs.	0.1	8 Sep 2015	8 Sep 2016	KSFY	8 Sep 2015	8 Sep 2016
LVDT	Volfa	LWE-200	20028265	2.5 inch	0.01	8 Sep 2015	8 Sep 2016	KSFY	19 Sep 2015	19 Sep 2016
Peripheral Vision Apparatus	Ludufactory	None	None	105 degree	0.7 degree	8 Sep 2015	8 Sep 2016	ACT	14 Sep 2015	14 Sep 2016
Digital Caliper	JS	150X0.01	300065	0-150 mm	0.01 mm	3 May 2015	3 May 2016	KSFY	3 May 2015	3 May 2016
Height Gauge	Shanghai LR	None	9090053	0-500 mm	0.01 mm	8 Sep 2015	8 Sep 2016	KSFY	8 Sep 2015	8 Sep 2016

Contract File No.: 540.0013

Test File: 003

T:\Templates\DOT Helmet Templates\Official DOT Report Template for ACT Taicang 17 July 2013.dot

Control Document Rev. 17 July 2013

Technician: Kidman Yu

Test Date: 26 March 2016

APPENDIX C

PHOTOGRAPHS















