


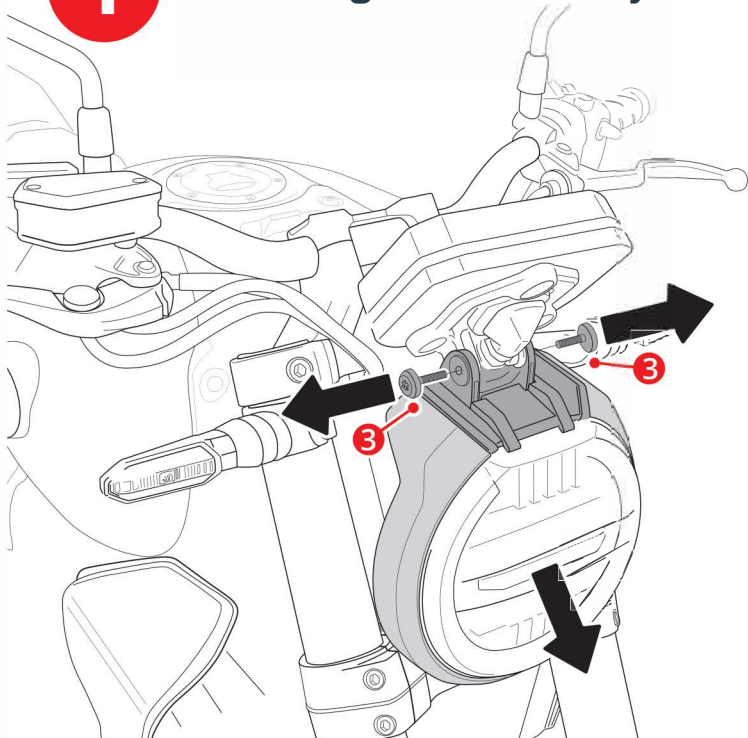
Montage Scheinwerferverkleidung - Headlight cover instructions

6580905

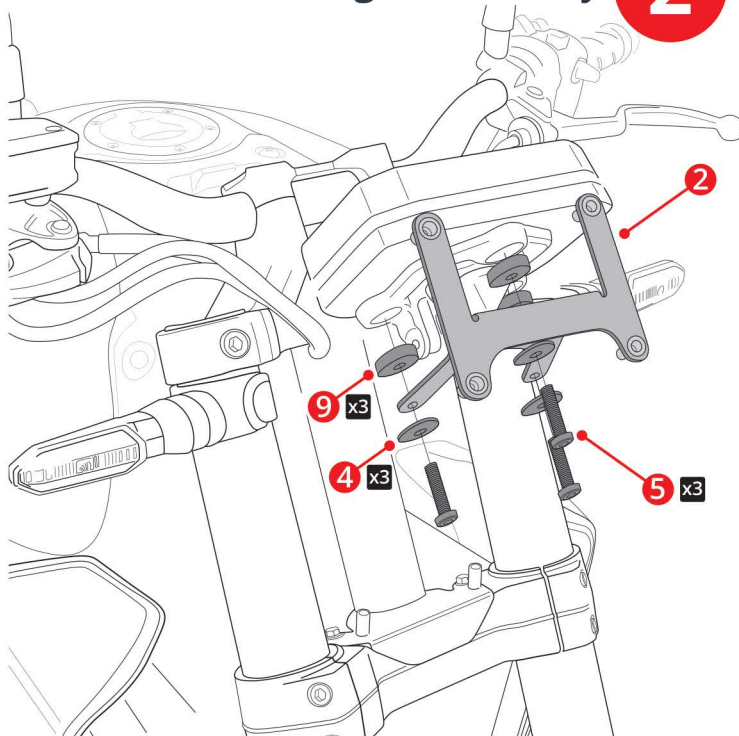


NR	TEILE / PARTS	ST/QTY	BESCHREIBUNG	DESCRIPTION
1		x1	Scheinwerferverkleidung	Headlight Cover
2		n°162 x1	Aluminium Halter	Aluminium bracket
3		x2	Original Schraube M6 x 25	M6 x 25 Original headlight screw
4		x3	Original Unterlegscheibe Ø6	Ø6 Original steel washer
5		x3	Selbstschneidende Schraube M5 x 25	M5 x 25 Self-drilling screw
6		x4	Schraube M5 x 20	M5 x 20 Black BHC screw
7		x4	Gummi Unterlegscheibe Ø6 L15 H1	Ø6 L15 H1 Rubber washer
8		x4	Kunststoff Unterlegscheibe Ø5 L10 H1	Ø5 L10 H1 Nylon washer
9		x3	Gummidistanz Ø6 L18 H5	Ø6 L18 H5 Rubber spacer

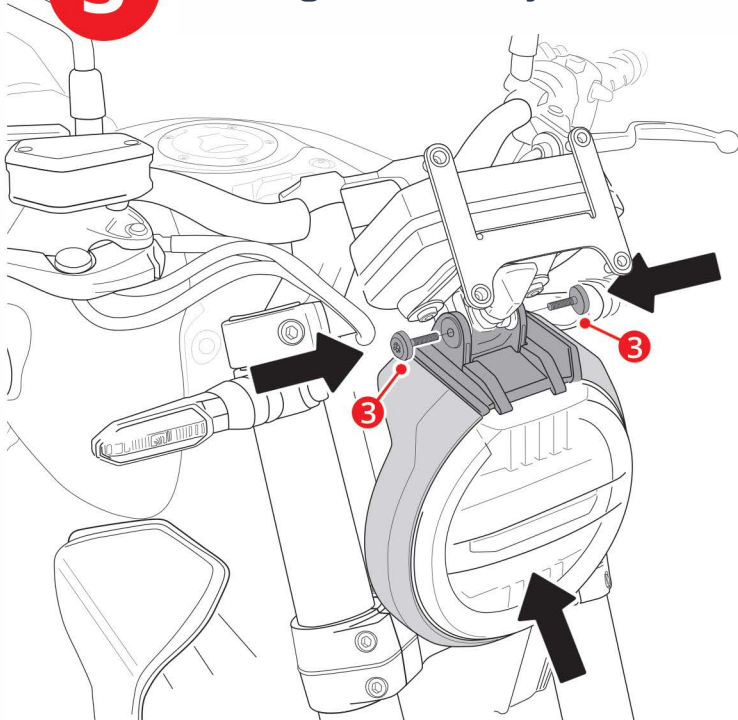
1 Demontage - Disassembly



Montage - Assembly 2



3 Montage - Assembly



Montage - Assembly 4

